

Guinea Contraception within the context of adolescents' sexual and reproductive lives: Country profile

SOCIO-DEMOGRAPHIC CHARACTERISTICS					
	Both Sexes	Female		Male	
	10-19 years	10-14 years	15-19 years	10-14 years	15-19 years
Total population of adolescents (millions) ¹ (2020)	3.2	0.8	0.7	0.9	0.8
% of total population that are adolescents ¹ (2020)	24.4	12.4	11.0	13.4	12.0
% of adolescents that live in rural areas ² (2014)	60.9	60.7	60.3	62.9	59.4
% of total rural population that are adolescents ² (2014)	22.2	11.6	10.1	12.5	10.3
% of total urban population that are adolescents ² (2014)	24.1	13.1	11.6	12.1	11.6
% national monetary child poverty ³ (2017)	No data				
Completion rate for lower secondary school ⁴ (2016)	Female	24.5			
	Male	43.0			
Completion rate for upper secondary school ⁴ (2016)	Female	14.3			
	Male	28.1			
Out of school rate ⁴ (2014)	Female	66.2			
	Male	49.4			

CHILD MARRIAGE/UNION STATUS ⁵ (2018)		
	Female	Male
Adolescents, 15-19, who are married/ in union (%)	28.1	1.1
% married/in union before age 15 (aged 20-24)	17.0	0.0
% married/in union before age 18 (aged 20-24)	46.5	1.9

FEMALE GENITAL MUTILATION ⁵ (2018)		
	10-14 years	15-19 years
% of girls who have undergone female genital mutilation/cutting	75.6	91.7

GENDER-BASED VIOLENCE ⁵ (2018)		
	10-14 years	15-19 years
% of girls who report experiencing:		
Physical violence in the last 12 months	No data	No data
Sexual violence in the last 12 months	No data	No data
% of adolescents (aged 15-19) who think a husband is justified in hitting or beating his wife in certain circumstances		
Female	Male	
64.6	56.9	

SEXUAL ACTIVITY ⁵ (2018)				
	Female		Male	
	10-14 years	15-19 years	10-14 years	15-19 years
% of adolescents engaged in pre-coital physical behavior	No data	No data	No data	No data
% of adolescents that ever-had sex	No data	43.6	No data	30.1
% of adolescents having had sex by age 15	No data	12.6	No data	6.2
% of adolescents sexually active in the last month	No data	19.2	No data	12.1

CHILDBEARING		
% of adolescent girls who have begun childbearing ⁵ (2018)	10-14 years	No data
	15-19 years	26.0
% of women (aged 20-24) who gave birth before 18 years ⁵ (2018)	38.9	
Number of births per 1,000 girls, 15-19 ⁶ (2019)	125.6	
% of adolescent girls (aged 15-19) with live births who received antenatal care (ANC4+ visits) ⁷ (2016)	48.1	
% of births among girls (aged 15-19) attended by skilled health personnel ⁵ (2018)	59.2	

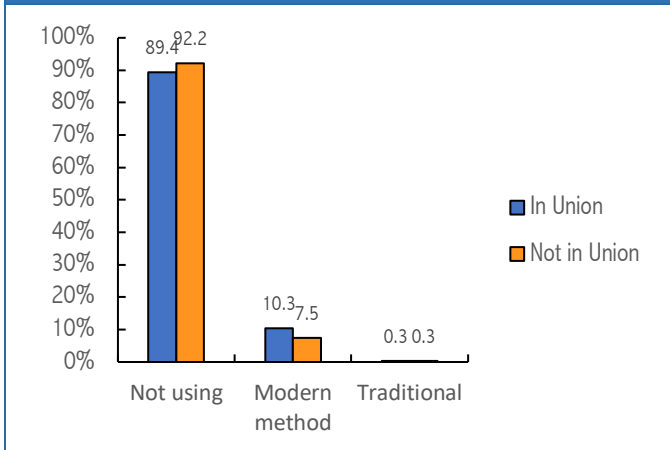
ABORTION

	10-14 years	15-19 years
Abortion rate per 1,000 girls	No data	No data

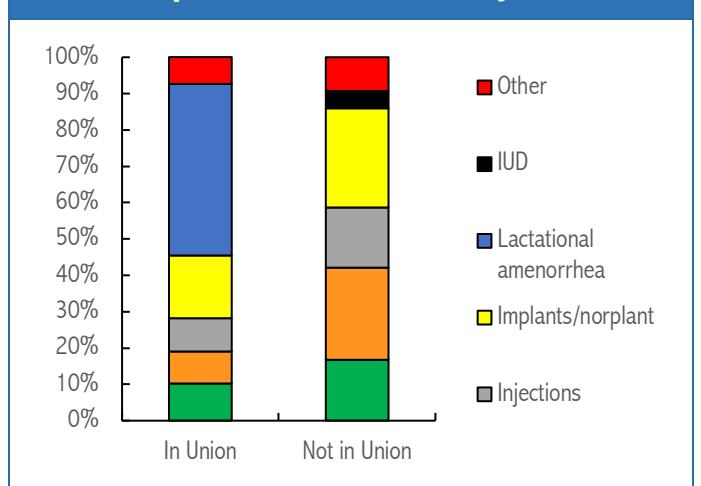
FERTILITY INTENTIONS & CONTRACEPTIVE USE^{5,8} (2018)

% of most recent pregnancies experienced by adolescent girls aged 15-19 in the 5 years preceding the survey, including current pregnancies, by planning status	Married/ In union	Unmarried/ not in union
Last pregnancy wanted (<2 years)	86.3	34.0
Last pregnancy wanted later (>=2 years)	11.7	62.4
Last pregnancy not wanted at all	2.0	3.6
% of adolescent girls (aged 15-19) with an unmet need for modern methods of contraception	20.1	39.5*
% of sexually active unmarried adolescent girls (aged 15-19) who currently use at least one method of modern contraception	51.6	

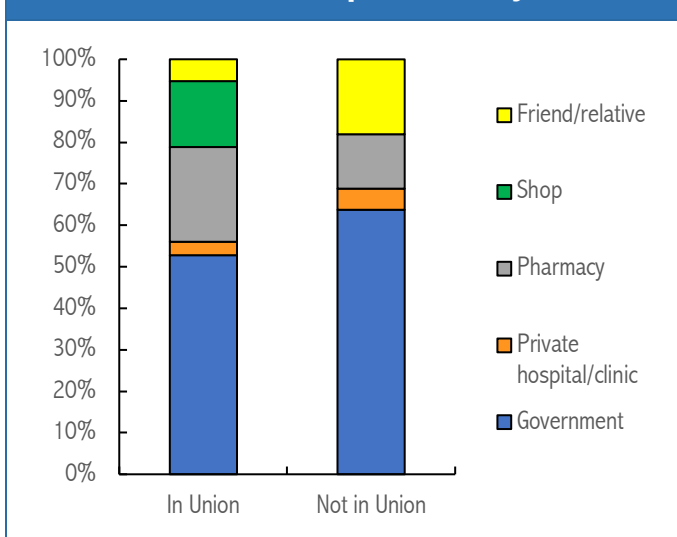
Current use and non-use of contraception, 15-19 years⁸ (2018)



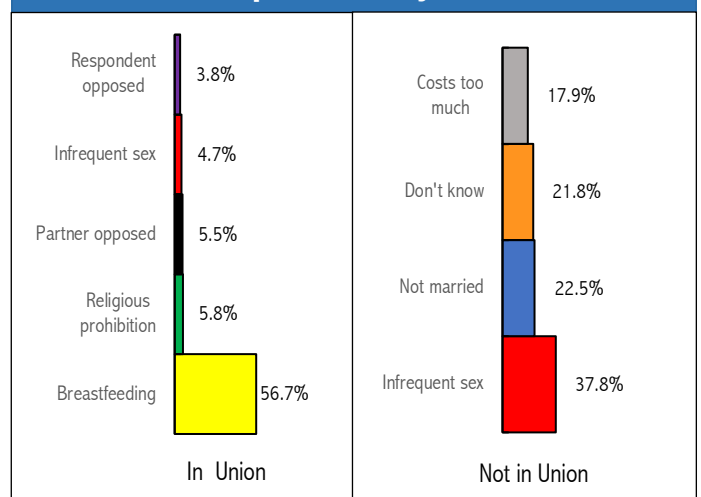
Contraceptive method mix, 15-19 years⁸ (2018)



Main sources of contraception, 15-19 years⁸ (2018)



Main reasons for not intending to use contraception, 15-19 years⁸ (2018)



HIV/AIDS, SEXUALLY TRANSMITTED INFECTIONS (STIs) AND HUMAN PAPILLOMA VIRUS (HPV)

	Female			Male		
	10-19 years	10-14 years	15-19 years	10-19 years	10-14 years	15-19 years
Number of adolescents living with HIV ⁹ (2020)	5,000	1,600	3,500	3,400	1,600	1,800
Number of new HIV infections among adolescents per year ⁹ (2020)	730	No data	730	<200	No data	<200
% of adolescents with comprehensive knowledge about AIDS ¹⁰ (2012)	No data	No data	17.3	No data	No data	21.6
% prevalence of sexually transmitted infections among adolescents ⁵ (2018)	No data	No data	11.8	No data	No data	8.1
% of sexually active adolescents who had an HIV test in the last 12 months and received the results ⁵ (2018)	No data	No data	7.1	No data	No data	2.5
% of girls, 15 or older, who have completed the full three dose vaccination schedule for HPV	No data	No data	No data	No data	No data	No data

MENSTRUAL HEALTH

	10-14 years	15-19 years
% of adolescent girls who were aware of menstruation before the onset of their first menstruation	No data	No data
% of adolescent girls who did not participate in social activities, school, or work due to their last menstruation in the last 12 months	No data	No data

DATA SOURCES

- World Population Prospects, 2019 Revision. *Population data*. United Nations Department of Economic and Social Affairs, Population Division. Available from: <https://esa.un.org/unpd/wpp/Download/Standard/Population/> [Accessed 17th October, 2019].
 - United Nations. *World Urbanization Prospects, the 2014 Revision*. New York: United Nations; Department of Economic and Social Affairs, Population Division; 2014.
 - Keeley B, Little C. *The State of the World's Children 2017: Children in a Digital World*. UNICEF: New York; 2017.
 - UNESCO Institute of Statistics. *UIS Statistics*. Available from: <http://data.uis.unesco.org> [Accessed 2nd November 2019].
 - Institut National de la Statistique (INS) et ICF. *Enquête Démographique et de Santé en Guinée 2018*. Conakry, Guinée, et Rockville, Maryland, USA: INS et ICF; 2018.
- *Unmet need for modern methods of contraception for girls not married/in union is for the proportion that are sexually active in the last month.
- United Nations Department of Economic and Social Affairs, Population Division. *World Population Prospects. Fertility data- 2020-2025*. Available from: <https://population.un.org/wpp/Download/Standard/Fertility/> [Accessed 30th October 2019].
 - Institut National de la Statistique (INS), Programme National de Lutte contre le Paludisme (PNLP) et ICF. *Enquête de prévalence parasitaire du paludisme et de l'anémie en Guinée 2016*. Rockville, Maryland, USA: INS, PNL et ICF; 2017.
 - Institut National de la Statistique (INS) et ICF. *Enquête Démographique et de Santé en Guinée 2018/ GNIR71FL.DTA*. Conakry, Guinée, et Rockville, Maryland, USA: INS et ICF; 2018.
 - UNAIDS. *Trends of new HIV infections*. Available from: <http://aidsinfo.unaids.org> [Accessed 10th October 2020].
 - Institut National de la Statistique/Guinée and ICF International. *Guinée Enquête Démographique et de Santé et à Indicateurs Multiples (EDS-MICS) 2012*. Rockville, Maryland, USA: Institut National de la Statistique/Guinée et ICF International; 2013.